



more **style,** more **space**

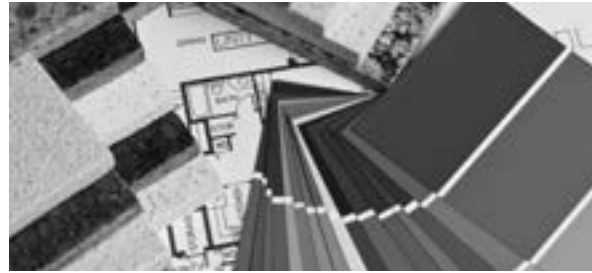


**Think bigger** with conservatories, orangeries and extensions

**Ultra**frame<sup>®</sup>  
Transforming light and space

#### **A better way to plan**

Your project, one supplier, one price. Experienced project managers have all the expertise you need to bring your ideas to life, with state of the art tools to help you visualise your designs and structural engineers on hand to make them happen. Regulatory approval is easy, with a range of products specially designed to meet and exceed building regulations.



## **A better way to** create warm, bright spaces

#### **A better way to build**

We work harder to make it easier for you. Because all our high quality components are engineered and pre-manufactured to your specifications, they are faster to fit, and often reduce the number of tradesmen and time required on site. Yet we never compromise on quality to achieve this convenience, so you can have your new room built with complete confidence.

#### **A better way to live**

Our thermally efficient glass and innovative building solutions enable you to use more glazing to flood your home with natural light without losing heat in winter, while keeping you cool in summer too. Plus there are endless design and colour options to help you personalise your room from stylish perimeter pelmets with integrated lighting to super-insulated columns and decorative cornices.



Add style and space the easy way. Let us help you re-imagine your home and take care of all the details.





Ultraframe makes the functional inspirational, creating the innovative solutions you need to make your dream home a reality.



## Why choose **Ultraframe**?

Ultraframe is the leading name in conservatories, orangeries, extensions and replacement roofs. We've been designing and manufacturing British made roofing systems and other building solutions for over 30 years and we're proud to have helped extend and improve over two million UK homes.

We specialise in making things simple, with a huge range of options to help you create exactly the space you're looking for. From thermally efficient glass to super-insulated columns, from spotlights and speakers to contemporary colours, we have the experience and expertise you need to add a warm and stylish space to your home.

**06** CONSERVATORIES

**12** ORANGERIES

**18** EXTENSIONS

**24** REPLACEMENT ROOFS

**30** STYLE, DESIGN & TECHNICAL





## Create a **conservatory** to complement your home

Design your conservatory style to suit your architecture, space and budget, then select from an exciting range of options to make your conservatory your own. Choose traditional or contemporary designs; super-insulated columns and orangery inspired internal pelmets; and a range of colours to add an extra touch of personality.

Whether you go for a classic design with dwarf walls or a contemporary build with full height glass and bi-fold or sliding doors, you can count on the very latest thermal performance and lasting quality.

Choosing a conservatory to extend your home is just the start. Ultraframe gives you so many options to help you create a conservatory that complements both your home and your lifestyle.



A top class choice of **conservatories**, designed to suit your home



#### **Performance Conservatory**

The Performance Conservatory features the latest super-insulated column technology which is five times more thermally efficient than standard brick columns. The inclusion of the decorative cornice gutter shroud gives a sense of grandeur to the conservatory externally, and internally, the plastered columns and insulated perimeter ceiling pelmet gives a cosy feel to the room. Stunning to look at with a superior thermal performance you will enjoy this conservatory all year round.



A **Performance Conservatory** feels solid, warm and cosy, and combines super-insulated columns and cornice externally with a thermally insulated internal pelmet.





A **Designer Conservatory** with added style and shape on the outside and a room-like feel on the inside.

### **Designer Conservatory**

The inclusion of the plastered perimeter ceiling pelmet automatically improves thermal performance. With the option to make it wider and completely filled with mineral wool insulation, this gives the look and feel of a 'real room' particularly with the fitment of lights or speakers. Choose from a range of decorative cornices (p30) to add shape and style to the outside while hiding the gutters. Additional options, like a central lighting panel and bespoke colours, can further personalise your living space.




### **Classic Conservatory**

The Classic Conservatory incorporates the latest technologies in roof and glazing design and can be complemented with a range of optional extras. Choose from traditional or contemporary styles and bring your garden into your home by using full height glazing and french doors.

Your **conservatory**  
your way





Ultrasky creates the perfect living space whether you're entertaining, relaxing with your family, or having a cosy night in.

Simple, stylish and elegant **orangeries**

An Ultrasky orangery offers you an exciting and inspiring alternative, combining the very best of both worlds, with the light, open feeling of a conservatory and the tall, pillared grandeur of an orangery. Always warm, welcoming and cosy, thanks to Ultraframe's advanced insulation technology and thermally efficient glass, an orangery gets its distinctive look from its lantern shaped roof, that creates a real focal point to your new room.





Enjoy an even lighter, brighter space with the internal look of a traditional orangery blended with a contemporary exterior.

### Contemporary Orangery

The Contemporary Orangery features the Ultrasky Roof, super-insulated columns and a hidden structural goal post.

Ultrasky Roof is perfect for large openings of bi-fold or sliding doors and combines fresh modern styling with the latest in glazed roof technology. Its discrete strength keeps the ridge and the roof bars surprisingly slender and with fewer bars the design has more light. The Ultrasky Roof is the best way to build stunning orangeries to inspire and impress. The structural goal post which is concealed within the Ultrasky Roof, carries the load over large door openings or large spans of glass, letting more light flood into the room.

Super-insulated columns give five times more thermal efficiency than traditional brick pillars, adding style and solidity for a unique modern design.

### Classic Orangery

The Classic Orangery combines solid brick pillars, a performance glass roof with an internal insulated pelmet and a range of traditional finishing touches.

Finish your orangery in style with a choice of flat or curved decorative cornices (p30), in a range of heights, to carefully conceal the guttering and match the current look of your home.

Broaden your horizons with an **Ultrasky orangery**





Add style and sophistication with an **Ultrasky Lantern**, that floods your space with light



#### **Lantern Orangery**

Unrivalled strength gives Ultrasky Lantern slimline simplicity and an undeniable elegance, while the thermally broken ridge helps minimise condensation so you can enjoy cosy comfort all year round.

As beautiful as it is practical, the Ultrasky Lantern has a 25° pitch to all 4 sides, providing a stunning addition to any room - ideal for creating a focal point in a dining room or kitchen. Available in sizes up to 4m by 5.85m.



The Ultrasky Lantern is designed to sit on a flat roof, flooding the room below with light and life.





Whether you want more space for the kids to play, or an elegant room for entertaining your friends, Ultraframe has the answers.

# Create a warm, bright living space, **extensions** with real style

The most solid and substantial way to add space to your home, an Ultraframe extension can also be the most thermally efficient. Take away the internal doors and allow life to ebb and flow naturally within an open plan space that is comfortable and flexible all year round.

## Extensions, in five easy steps!

Many people are put off extending their homes for fear of endless regulations, weeks of disruption and escalation of costs. There is now a better way to get the extension of your dreams.



### 1. FREE SITE SURVEY

Your local specialist will visit your home, carry out a free survey and give you all the advice or recommendations you need.



### 2. SPECIFICATION AND QUOTE

Your installer will help you design your own unique space providing images and brochures to create a detailed specification and quotation.



### 3. SCHEDULING

If you decide to go ahead with your extension, your installer will draw up a work schedule so you know exactly what will happen and when.



### 4. MANUFACTURING

To minimise the mess, the made-to-measure components are precision engineered at Ultraframe's factory and then simply assembled on-site.



### 5. BUILT... AND APPROVED

The expert team will quickly install and finish your new extension, treating your home with respect and minimising mess. Ultraframe's products are pre-approved to meet Building Regulations, so there's less red tape!

With one team taking care of everything, there are no complex communication issues and no lengthy project management problems.



**The Ultraroom Extension** fuses the thermal properties of brick or super-insulated columns with the ultimate in lightweight tiled roof solutions. Ultraroom offers a magnificent vaulted plastered ceiling on the inside enhancing the feeling of space. It's finished on the outside with beautiful and authentic looking lightweight tiles, available in three colour finishes to match or contrast your home (p33). Insert full glazed panels to flood your home with light and create a stunning feature.



### **Livinroof Extension**

Ideal for a contemporary extension with wide bi-fold doors the Livinroof Extension is the most versatile product on the market with the ability to be built in almost any shape or size with endless design options.

The 'hybrid' roof design means you can insert shaped glass into the contemporary grey panelled solid roof, allowing the perfect amount of light to enter the room exactly where you need it most. What's more, the roof is very well insulated, giving you a room that you can use all year round.



When planning an extension the importance of natural light cannot be underestimated



### Performance Glass Extension

Performance glass combined with brick piers or super insulated columns gives the feeling of solidity plus the thermal performance required for an extension. The columns can be specified as large or small and as either plain or fluted. High performance glass floods your space with light and life and delivers impressive thermal efficiency to keep you warm and cosy. Discrete strength in every Ultraframe roof keeps the roof bars to a minimum for uninterrupted sight lines.



**Ultrasky Lantern Roof** with less bars and more light Ultrasky Lantern can be used on an existing flat roof, as part of a new build traditional extension or in a "deck" type orangery – the Ultrasky Lantern floods light into the home using slimline profit less/ridge hub ends. No tie bars and sizes up to 5.8m x 4m. For more information see pages 16 & 17)



Add style and space with a hassle free home extension



**The Ultrasky Flat Skylight** provides an element of style to extension and orangery roofs by flooding natural light into previously dark gloomy rooms. Its distinctive sleek, frameless edge to edge glass gives a stunning contemporary look that compliments the style of the roof and allows the largest possible amount of light into the room. Ultrasky Flat Skylight looks frameless from the inside, giving a bright open room feel. The fully insulated frame with 'Warm Frame' technology and high performance noise reducing glass means the flat skylight blocks out noise from the outside and is unrivalled in thermal efficiency.





You'll be amazed at the difference a new roof makes to both the comfort and usage of your current space.

## Replace your roof, revive your room

Updating your conservatory with the latest designs from Ultraframe, can have a significant impact on the thermal efficiency of your home, making your conservatory comfortable and cosy all year round. Replacing the roof and possibly other parts is a simple and cost effective solution that can add value as well as warmth, updating your conservatory to the room you want it to be.



# Re-roof, **replace**, or re-build?

You have three options to upgrade your conservatory:

The easiest is simply to **re-roof**. All Ultraframe roofs are designed to fit seamlessly onto your existing conservatory frame, making it simple to trade up to a new level of quality and performance. You'll be amazed at the difference re-roofing makes to both the comfort and class of your current space.



At the same time as replacing your roof it's easy to **replace** and upgrade your windows and doors if you choose to.

Of course the final option is to **rebuild** the entire conservatory, either with an orangery or extension. Ultraframe offers all of these solutions and you can find inspiration for them within this brochure (p18-23).



**Ultrarroof** combines an authentic tiled look with a vaulted interior in a bespoke design that's all your own

## **Ultrarroof**

Ultraframe have been designing and manufacturing conservatory roofs for over 30 years, and all our technical know how has been utilized in the production of Ultrarroof, to ensure that it can seamlessly replace an existing roof without the need to change the other parts of the room.



Choose the Ultrarroof and you'll enjoy all the benefits of a traditional solid tiled roof, with all the advantages of strong and lightweight Ultraframe technology.

Add natural light with full height glass panels or Velux windows. You can specify tile colour (p33), the colour of your fascia boards, and even the ridge and capping material, so your new roof blends seamlessly with your existing home.





Replacement roofs,  
personalised for you

### Livinroof

Choose Livinroof to let the light flood in, without letting the heat flood out. The flexible panel design means you can opt for thermally efficient glass wherever you want. With the insulation of a solid roof in between, Livinroof is designed to meet all modern building regulations.

Livinroof comes with an internal pelmet as standard, adding impact to your architecture and style to your home, with the option of down-lights, spot-lights and speakers.



### Performance Glass Roof

Conservatory roof manufacturing technology has come a long way in recent years. Advances in glass technology means that glass is much more thermally efficient, reduces sun glare and helps retain heat. A high performance glass roof allows a plentiful supply of natural light to come into your home whilst still keeping your room comfortable all year round.




#### Insulated internal pelmet

The internal pelmet, in any depth between 300mm and 1200mm means you can enjoy the light of a conservatory, the look of an orangery and the solid feel of an extension, all in one great value option. Not only will you gain added insulation, you'll also add ambience, with space for down-lights, spot-lights and speakers.

#### Central lighting panel

Choose a central lighting panel and add your choice of light fittings to the central roof ridge. Consider creating discrete pools of light for dining or relaxing, or create feature lighting as the focal point of your interior design. Insulated for added warmth, the panel can also be painted to match your décor.

Add sound, light and style;  
create the **perfect room** for your  
family and friends



1. Insulated internal Pelmet. 2. Central lighting panel. 3. Ultraroom lightweight tiled roof and curved Cornice. 4. Super-insulated column with fluted infill panel and one tier flat Cornice. 5. Super-insulated column with fluted infill panel and two tier flat Cornice. 6. Super-insulated column with flat infill panel and three tier flat Cornice.

#### Super-insulated columns

The Italian style of super-insulated columns adds a classic look to the corners of your room. British engineering delivers five times the insulation of brick, which means you can have more glass and allow more light into your room and still meet building regulations.

#### Decorative cornices

Choose curved cornices for an effortlessly elegant traditional look or flat cornices for more modern designs. One, two or three tier cornices finish your structure in style, while hiding the gutters.

#### Lightweight tile

The lightweight Ultraroom tile is manufactured to withstand extreme temperature variation. They are available in 3 colours with an authentic slate design which look great on any home (p33 for colour options).







White  
Paint matching:  
RAL9003



Sage Green  
Paint matching:  
BS14C35



Cream  
Paint matching:  
RAL9001



Irish Oak



Rosewood



Light Oak



Grey  
Paint matching:  
RAL7016



Ebony Black  
Paint matching:  
RAL8022


#### Live life in colour

Make your living space your own with a range of stylish colours. From sophisticated ebony black, to the fresh feel of sage green, colour can make a real style statement. Choose one colour for the inside and another for the outside to compliment your property and interior design.

Note some options are only available with certain systems/designs. Your Ultraframe installer will advise accordingly.



#### Lightweight tiles



Carbon grey



Harvest Brown



Terra Brick

A coloured conservatory consists of foiled and painted parts along with base colour extrusions. Every effort is made to ensure gloss levels are within reasonable tolerance. RAL and BS colour references are made in good faith. White gutter on white foiled roofs and black gutter is standard on all colour/finishes except Rosewood and Light Oak, where base extrusion colours are used. **Pictures are used for illustration purposes only. Colours throughout are reproduced as accurately as printing/screen will allow, if in doubt always request an actual physical sample of tile/bar/foil swatch.**



# Glazing options

Glass is generally classified in terms of the following performance criteria:



**Light Transmission**  
Percentage of light transmitted through the unit. A low % can reduce glare from the sun.



**Solar Rejection**  
The proportion of the sun's heat that is rejected. Generally the higher the percentage the better the glass is, however if you have a North facing or shady site you may want solar rejection to be lower.



**U Value w/m2**  
A measure of how good the material is at preventing heat loss to the outside. The lower the figure, the more thermally efficient it is.



**UV Protection**  
The higher the percentage, the lower the possibility of furniture and fabrics fading.




**Self Cleaning**  
All Conservaglass is self cleaning, specially designed to remain cleaner for longer than conventional glass. The transparent coating on the glass, harnesses the power of ultra-violet rays from the sun and rain (or water) to break down dirt and grime then wash it clean away.



**Quality as standard**  
All our glass is toughened, double glazed safety glass: 4mm glass - 16 mm Argon filled cavity – 4 mm glass with black warm edge spacer as standard. It is manufactured in specialist roof glass factories and guaranteed for 10 years.




**Ventilation**  
The type of ventilation you need is specific to your conservatory, based on many considerations such as size, shape and most importantly, aspect in relation to the sun. South facing sites may need more ventilation than North facing sites, and other factors to consider include overshadowing from obstacles such as trees and buildings. A range of ventilation options from Ultraframe are available to provide a comfortable living environment.



**Engineered to your postcode**  
All our roofs are engineered for the extremes of the UK climate and every Ultraframe roof is engineered to your specific postcode. Our specialist software incredibly uses accurate data from NASA to calculate the altitude of your home along with predicted, snow load and wind speed.

The integrated structural design guide within the software draws on weather data and designs your new conservatory, orangery or extension for extreme snow loads and wind speeds that may occur in your location. Simply give the installer your postcode to ensure compliance with the correct structural loads.

Our extensive research and development team continues to innovate and design our products, so you can be certain that you're getting the latest in roofing technology engineered specifically for your own home.



Conservaglass	Tier 4	Tier 3	Tier 2				Tier 1			
Glass Specification	ULTRA83 Blue	Ultimate Blue	4S Blue	4S Neutral*	4S Aqua	4S Bronze	Blue	Neutral*	Aqua	Bronze
Light Transmission %	25	27	41	37	32	42	52	45	39	52
Solar Rejection %	83	80	72	71	78	66	60	60	72	51
'U' value	1.0	1.0	1.0	1.0	1.0	1.0	1.2	1.2	1.2	1.2
UV Protection/Rejection %	90	90	86	82	90	89	83	78	92	86

\*Neutral coating gives a slightly grey appearance





Featured image: Ultrasky Orangerie see pages 12 to 15.  
For further information ask for the Ultrasky brochure.

more **style,** more **space**

Job No. 3581 Ultraframe CORE CDR001 AVJ 10K 06/18  
It is Ultraframe's policy to continually seek to improve its products, processes and service and we reserve the right to change specifications without prior notice. We have been trading for nearly 35 years and strive to deliver unrivalled quality and service.

**Ultra**frame<sup>®</sup>  
Transforming light and space